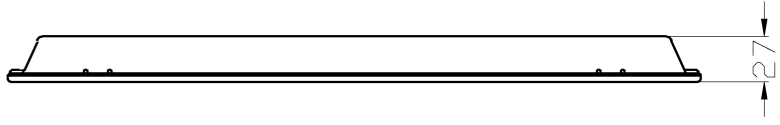


1 2 3 4 5 6

A A



B B

C C

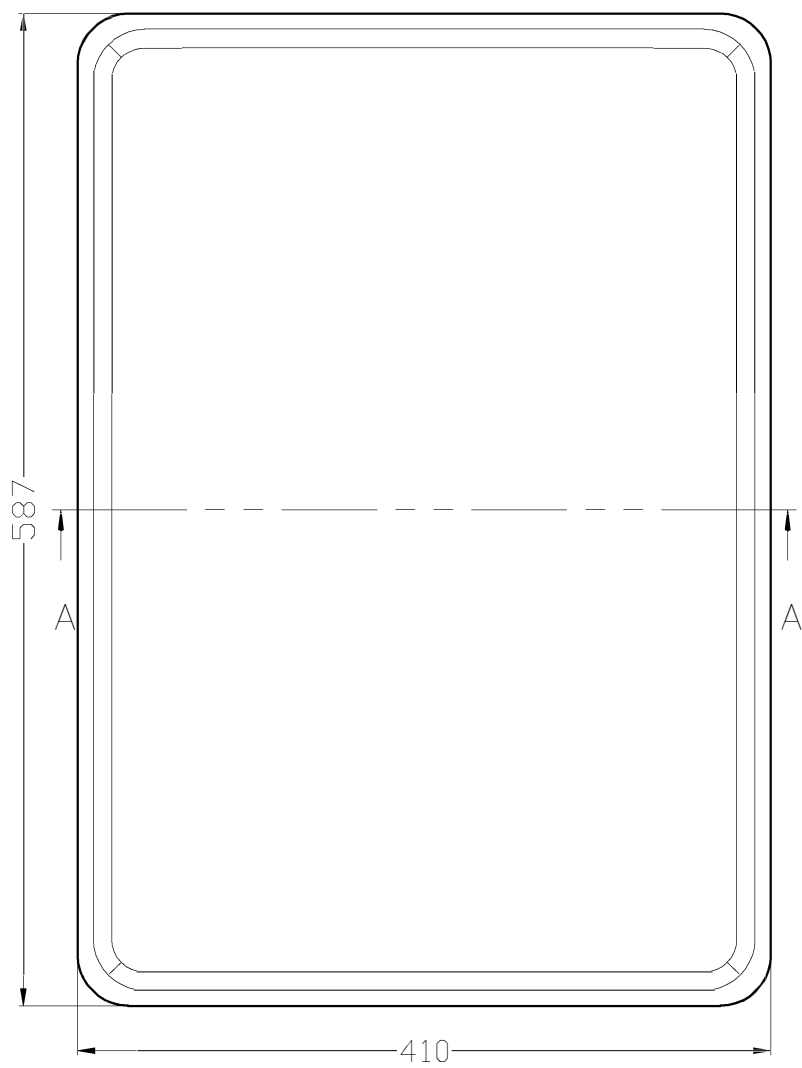
D D

E E

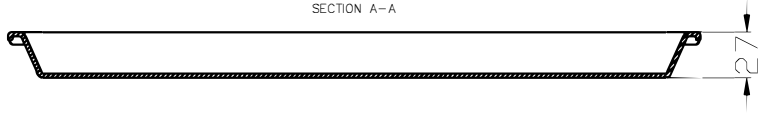
F F

G G

H H



SECTION A-A



**Plateau pour échelle**

**Ref. : 30 046 0600 / 30 047 0600R / 30 134 0600N**

**Dimensions : 410 X 587 X 27 mm**

**Matière : ABS**

**Poids : 715g**

<b>Date</b>	<b>21/09/2018</b>
-------------	-------------------



1 2 3 4 5 6